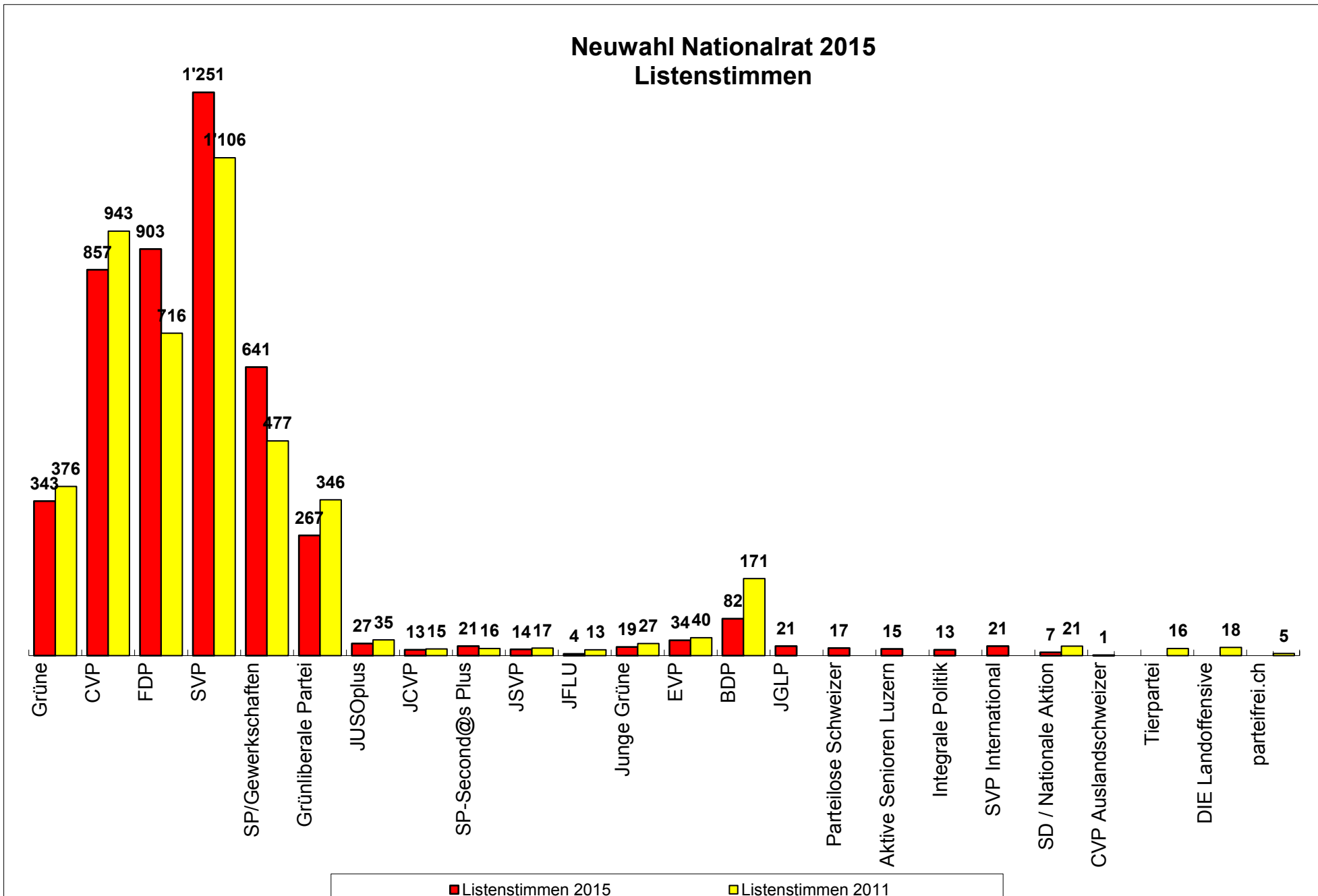


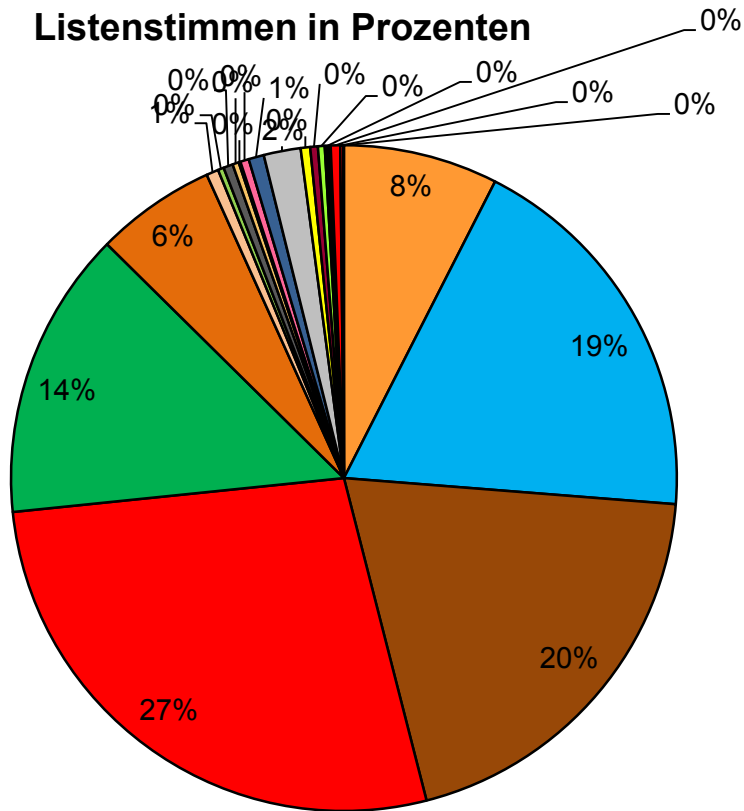
## Neuwahl Nationalrat 18. Oktober 2015

| Stimmberechtigte       | Eingelegte Wahlzettel |             | Leere Wahlzettel |              | Ungültige Wahlzettel |            |              | Gültige Wahlzettel |               | Stimmbeteiligung |              |              |              |
|------------------------|-----------------------|-------------|------------------|--------------|----------------------|------------|--------------|--------------------|---------------|------------------|--------------|--------------|--------------|
| <b>9'447</b>           | <b>4'973</b>          |             | <b>9</b>         |              | <b>84</b>            |            |              | <b>4'880</b>       |               | <b>53%</b>       |              |              |              |
| Liste                  | Nr.                   | Listen      |                  | Total Listen |                      |            |              |                    | Parteistimmen |                  |              |              |              |
|                        |                       | Unverändert | Verändert        | 2015         | Wahlen 2011          | Differenz  | 2015 in %    | 2011 in %          | Wahlen 2015   | Wahlen 2011      | Differenz    | 2015 in %    | 2011 in %    |
| Grüne                  | 1                     | 164         | 179              | <b>343</b>   | 376                  | <b>-33</b> | <b>7.5%</b>  | <b>8.6%</b>        | <b>4'009</b>  | 4'352            | <b>-343</b>  | <b>8.3%</b>  | <b>9.4%</b>  |
| CVP                    | 2                     | 365         | 492              | <b>857</b>   | 943                  | <b>-86</b> | <b>18.7%</b> | <b>21.6%</b>       | <b>9'167</b>  | 10'095           | <b>-928</b>  | <b>18.9%</b> | <b>21.8%</b> |
| FDP                    | 3                     | 405         | 498              | <b>903</b>   | 716                  | <b>187</b> | <b>19.8%</b> | <b>16.4%</b>       | <b>9'116</b>  | 8'299            | <b>817</b>   | <b>18.8%</b> | <b>18.0%</b> |
| SVP                    | 4                     | 773         | 478              | <b>1'251</b> | 1'106                | <b>145</b> | <b>27.4%</b> | <b>25.4%</b>       | <b>12'379</b> | 10'860           | <b>1'519</b> | <b>25.6%</b> | <b>23.5%</b> |
| SP/Gewerkschaften      | 5                     | 273         | 368              | <b>641</b>   | 477                  | <b>164</b> | <b>14.0%</b> | <b>10.9%</b>       | <b>7'018</b>  | 4'960            | <b>2'058</b> | <b>14.5%</b> | <b>10.7%</b> |
| Grünliberale Partei    | 6                     | 104         | 163              | <b>267</b>   | 346                  | <b>-79</b> | <b>5.8%</b>  | <b>7.9%</b>        | <b>2'727</b>  | 3'328            | <b>-601</b>  | <b>5.6%</b>  | <b>7.2%</b>  |
| JUSOplus               | 7                     | 11          | 16               | <b>27</b>    | 35                   | <b>-8</b>  | <b>0.6%</b>  | <b>0.8%</b>        | <b>325</b>    | 332              | <b>-7</b>    | <b>0.7%</b>  | <b>0.7%</b>  |
| JCVP                   | 8                     | 8           | 5                | <b>13</b>    | 15                   | <b>-2</b>  | <b>0.3%</b>  | <b>0.3%</b>        | <b>217</b>    | 164              | <b>53</b>    | <b>0.4%</b>  | <b>0.4%</b>  |
| SP-Second@s Plus       | 9                     | 10          | 11               | <b>21</b>    | 16                   | <b>5</b>   | <b>0.5%</b>  | <b>0.4%</b>        | <b>285</b>    | 185              | <b>100</b>   | <b>0.6%</b>  | <b>0.4%</b>  |
| JSVP                   | 10                    | 4           | 10               | <b>14</b>    | 17                   | <b>-3</b>  | <b>0.3%</b>  | <b>0.4%</b>        | <b>260</b>    | 263              | <b>-3</b>    | <b>0.5%</b>  | <b>0.6%</b>  |
| JFLU                   | 12                    | 2           | 2                | <b>4</b>     | 13                   | <b>-9</b>  | <b>0.1%</b>  | <b>0.3%</b>        | <b>148</b>    | 254              | <b>-106</b>  | <b>0.3%</b>  | <b>0.5%</b>  |
| Junge Grüne            | 13                    | 12          | 7                | <b>19</b>    | 27                   | <b>-8</b>  | <b>0.4%</b>  | <b>0.6%</b>        | <b>346</b>    | 360              | <b>-14</b>   | <b>0.7%</b>  | <b>0.8%</b>  |
| EVP                    | 15                    | 21          | 13               | <b>34</b>    | 40                   | <b>-6</b>  | <b>0.7%</b>  | <b>0.9%</b>        | <b>440</b>    | 482              | <b>-42</b>   | <b>0.9%</b>  | <b>1.0%</b>  |
| BDP                    | 16                    | 38          | 44               | <b>82</b>    | 171                  | <b>-89</b> | <b>1.8%</b>  | <b>3.9%</b>        | <b>770</b>    | 1'533            | <b>-763</b>  | <b>1.6%</b>  | <b>3.3%</b>  |
| JGLP                   | 17                    | 10          | 11               | <b>21</b>    |                      | <b>21</b>  | <b>0.5%</b>  | <b>0.0%</b>        | <b>335</b>    |                  | <b>335</b>   | <b>0.7%</b>  | <b>0.0%</b>  |
| Parteilose Schweizer   | 18                    | 4           | 13               | <b>17</b>    |                      | <b>17</b>  | <b>0.4%</b>  | <b>0.0%</b>        | <b>162</b>    |                  | <b>162</b>   | <b>0.3%</b>  | <b>0.0%</b>  |
| Aktive Senioren Luzern | 19                    | 5           | 10               | <b>15</b>    |                      | <b>15</b>  | <b>0.3%</b>  | <b>0.0%</b>        | <b>221</b>    |                  | <b>221</b>   | <b>0.5%</b>  | <b>0.0%</b>  |
| Integrale Politik      | 20                    | 0           | 13               | <b>13</b>    |                      | <b>13</b>  | <b>0.3%</b>  | <b>0.0%</b>        | <b>151</b>    |                  | <b>151</b>   | <b>0.3%</b>  | <b>0.0%</b>  |
| SVP International      | 21                    | 18          | 3                | <b>21</b>    |                      | <b>21</b>  | <b>0.5%</b>  | <b>0.0%</b>        | <b>265</b>    |                  | <b>265</b>   | <b>0.5%</b>  | <b>0.0%</b>  |
| SD / Nationale Aktion  | 22                    | 4           | 3                | <b>7</b>     | 21                   | <b>-14</b> | <b>0.2%</b>  | <b>0.5%</b>        | <b>65</b>     | 220              | <b>-155</b>  | <b>0.1%</b>  | <b>0.5%</b>  |
| CVP Auslandschweizer   | 23                    | 1           | 0                | <b>1</b>     |                      | <b>1</b>   | <b>0.0%</b>  | <b>0.0%</b>        | <b>22</b>     |                  | <b>22</b>    | <b>0.0%</b>  | <b>0.0%</b>  |
| Tierpartei             | 18                    |             |                  |              | 16                   | <b>-16</b> |              | <b>0.4%</b>        |               | 205              | <b>-205</b>  |              | <b>0.4%</b>  |
| DIE Landoffensive      | 21                    |             |                  |              | 18                   | <b>-18</b> |              | <b>0.4%</b>        |               | 286              | <b>-286</b>  |              | <b>0.6%</b>  |
| partiefrei.ch          | 22                    |             |                  |              | 5                    | <b>-5</b>  |              | <b>0.1%</b>        |               | 38               | <b>-38</b>   |              | <b>0.1%</b>  |
| Zwischentotal          |                       | 2'232       | 2'339            | <b>4'571</b> | 4'358                | <b>213</b> |              |                    | <b>48'428</b> | 46'216           | <b>2'212</b> |              |              |
| Blankolisten*)         |                       |             |                  | <b>309</b>   | 301                  | <b>8</b>   |              |                    | <b>0</b>      | 374              | <b>-374</b>  |              |              |
| Total                  |                       | 2'232       | 2'339            | <b>4'880</b> | 4'659                | <b>221</b> | 100%         | 100%               | <b>48'428</b> | 46'590           | <b>4'050</b> | 100%         | 100%         |

\*) In den Spalten Parteistimmen handelt es sich um die Anzahl der einzelnen leeren Stimmen

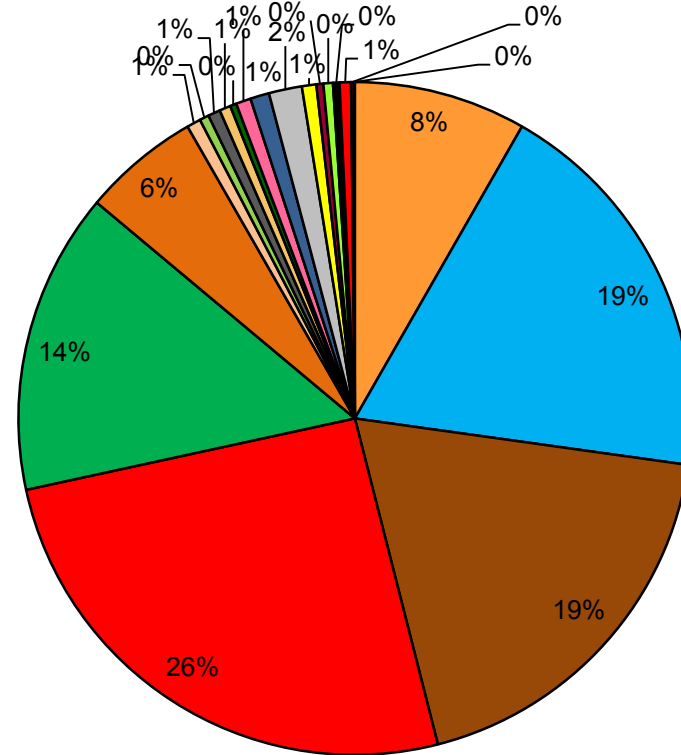


### Neuwahl Nationalrat 2015 Listenstimmen in Prozenten



- |                          |                         |
|--------------------------|-------------------------|
| ■ Grüne                  | ■ CVP                   |
| ■ FDP                    | ■ SVP                   |
| ■ SP/Gewerkschaften      | ■ Grünliberale Partei   |
| ■ JUSOplus               | ■ JCV                   |
| ■ SP-Second@s Plus       | ■ JSVP                  |
| ■ JFLU                   | ■ Junge Grüne           |
| ■ EVP                    | ■ BDP                   |
| ■ JGLP                   | ■ Parteilose Schweizer  |
| ■ Aktive Senioren Luzern | ■ Integrale Politik     |
| ■ SVP International      | ■ SD / Nationale Aktion |
| ■ CVP Auslandschweizer   |                         |

### Neuwahl Nationalrat 2015 Parteistimmen in Prozenten



- |                          |                         |
|--------------------------|-------------------------|
| ■ Grüne                  | ■ CVP                   |
| ■ FDP                    | ■ SVP                   |
| ■ SP/Gewerkschaften      | ■ Grünliberale Partei   |
| ■ JUSOplus               | ■ JCV                   |
| ■ SP-Second@s Plus       | ■ JSVP                  |
| ■ JFLU                   | ■ Junge Grüne           |
| ■ EVP                    | ■ BDP                   |
| ■ JGLP                   | ■ Parteilose Schweizer  |
| ■ Aktive Senioren Luzern | ■ Integrale Politik     |
| ■ SVP International      | ■ SD / Nationale Aktion |
| ■ CVP Auslandschweizer   |                         |